




Summary of the 2015 Tohoku University Student Life Survey

# Life of Tohoku University Students



TOHOKU  
UNIVERSITY





Summary of the 2015 Tohoku University  
Student Survey

# Life of Tohoku University Students

## Introduction

We provide you here with “Life of Tohoku University Students,” the summary of the 11th “Tohoku University Student Life Survey” conducted in academic year 2015.

The purpose of this Student Life Survey targeted at students who belong to the faculties and graduate schools of Tohoku University was “to ascertain the actual conditions of the students’ life, and to acquire basic data in order for them to have a better life in Tohoku University.” The first survey was conducted in 1995. Since then, it has been conducted every other year, and this year marks the 11th survey. The analyzed results were used as internal information by creating a report in book form until the fourth survey, but since the fifth survey, we have prepared a digest version in leaflet form like this to be widely publicized.

Based on the purpose mentioned above, we are aiming to contribute to the formulation of measures for students to have a better school life by understanding the circumstances of the students better through the survey, and any requests directly mentioned have often been implemented. For instance, the renovation and expansion of the school canteen in the Kawauchi-kita Campus, the trial service and development of the Campus bus, and the introduction of free passes for the municipal bus and subway in cooperation with the Transportation Bureau City of Sendai. Moreover, the establishment of a consultation system to cover the unending recruitment by cults and part-time work at sweatshops, and enhancement of the support system for career education and job hunting are also based on this Student Survey. In this sense, the survey can be positioned as an important opportunity where the University can become aware of requests from students.

To conduct the survey this time, we established “The 11th Tohoku University Student Life Survey Working Group” under the Student Life Council, which had been established by integrating the Student Support Council with the Student Life Association in April 2015. As with the last survey, this time we also used a questionnaire survey making use of the website, which was carried out from October 28 to November 15. This year, 2,811 students ended up responding, and the response rate for all targets was 15.7%. Compared to last survey, about 500 more students responded, which is an increase of 2.5%. We consider that the measures we took including sending e-mails to students, displaying posters, announcements in the School Life Newsletter, and prizes of USB thumbdrives drawn in a raffle from the respondents who contributed.

We are grateful to the students who participated in this survey. We also appreciate the efforts of the teachers who served as members of the Working Group, discussing and determining the questionnaire items, promoting the survey, taking care of PR in their departments, tallying and analyzing the answers. Finally, we openly aspire to effectively utilize the results of this survey to carry out a variety of measures in all directions.

March 2016

Tohoku University | Executive Vice President (Education, Student  
Support and Student International Exchange),  
Student Life Council Chairperson,

Kimio Hanawa

# Index

<b>A</b>	<b>Students who cooperated in the survey</b> ————— 02	
	Overview of the survey/ Profiles of respondents/ Feeling proud of Tohoku University/ Influence of the Great East Japan Earthquake	
<b>B</b>	<b>Commuting</b> ————— 03	
	Use of the campus/ Means of transportation to the campus and Time required for commuting	
<b>C</b>	<b>Studies</b> ————— 04	
	Hours spent on studying and other activities/ Relationship with teachers/ Satisfaction with school life/ Activities to obtain qualifications or find a job	
<b>D</b>	<b>Research</b> ————— 06	
	Time going to and leaving campus/ Expenditure related to research/ Amount students have paid for themselves (over the past year)/ Progress in research	
<b>E</b>	<b>Club and volunteer activities</b> ————— 07	
	Awareness as a member of the Student Friendship Association/ Joining clubs/ Reason for joining the club/ Volunteer activities	
<b>F</b>	<b>International exchanges</b> ————— 08	
	Experiences of international exchanges/ Tohoku University Global Leader Program (TGL Program)/ Studying abroad by Japanese students/ The situation before studying abroad for international students	
<b>G</b>	<b>Family and living situation</b> ————— 10	
	Living situation/Spouse and children/ Financial supporter/ Occupation of the financial provider/Financial aid/ Part-time work experienced since enrolling at the University/ Part-time work income spent on/ Financial well-being	
<b>H</b>	<b>Campus and surrounding environment</b> ————— 12	
	Satisfaction level with the campus and surrounding environment	
<b>I</b>	<b>Mental and physical health</b> ————— 13	
	Experience of utilization and recognition of the University Counseling Center/ Current concerns and confusion/ Who they talk to if they have a problem/ Breakfast/ Feeling that they have a place at school	
<b>J</b>	<b>Safety inside and outside the campus</b> ————— 14	
	Recognition of the evacuation area/ Campus security/ Experience of travelling overseas and travel insurance/Victim of an incident or accident	
<b>K</b>	<b>Harassment</b> ————— 16	
	Efforts regarding harassment issues by Tohoku University/ Recognition of consultation centers for harassment issues/ Experience of being a victim of harassment	
<b>L</b>	<b>The future and finding a job</b> ————— 17	
	Applying for and participating in internship programs/ Plan after completing their studies/ Work they would like to do/ Type of organization they would like to work in	

Tohoku University Student Life Council    The 11th Tohoku University Student Life Survey Working Group

Tadayoshi Ikeda

(Institute for Excellence in Higher Education / Center for Counseling and Disability Services)

Chihiro Inoue (Graduate School of Environmental Studies)

○Toshiyuki Inomata (Institute for Excellence in Higher Education / Center for Career Support)

Yoshitaka Kasukabe (Institute for Excellence in Higher Education / Global Learning Center)

Yoshitaka Kinouchi (Institute for Excellence in Higher Education / Student Health Care Center)

©Shunji Sugawara

(Special Advisor to the President (Student Support) / Graduate School of Dentistry)

Takashi Sekiuchi

(Institute for Excellence in Higher Education / Center for Institutional Research)

Tadashi Takahashi (Education and Student Support Department)

Masako Teshirogi (Education and Student Support Department)

Jun Hidema (Graduate School of Life Sciences)

## Overview of the survey

	Faculties	Graduate schools	Total
Faculty of Arts and Letters / Graduate School of Arts and Letters	100	28	<b>128</b>
Faculty of Education / Graduate School of Education	41	11	<b>52</b>
School of Law / Graduate School of Law	67	20	<b>87</b>
Faculty of Economics / Graduate School of Economics and Management	114	21	<b>135</b>
Faculty of Science / Graduate School of Science	216	187	<b>403</b>
School of Medicine / Graduate School of Medicine	147	115	<b>262</b>
School of Dentistry / Graduate School of Dentistry	25	19	<b>44</b>
Faculty of Pharmaceutical Sciences / Graduate School of Pharmaceutical Sciences	88	60	<b>148</b>
School of Engineering / Graduate School of Engineering	614	365	<b>979</b>
Faculty of Agriculture / Graduate School of Agricultural Science	84	54	<b>138</b>
Graduate School of International Cultural Studies	0	11	<b>11</b>
Graduate School of Information Sciences	0	51	<b>51</b>
Graduate School of Life Sciences	0	66	<b>66</b>
Graduate School of Environmental Studies	0	53	<b>53</b>
Graduate School of Biomedical Engineering	0	34	<b>34</b>
Graduate School of Educational Informatics Research Division, Education Division	0	4	<b>4</b>
<b>Total</b>	<b>1,496</b>	<b>1,099</b>	<b>2,595</b>
Men	1,045	823	<b>1,868</b>
Women	451	275	<b>726</b>
Unclear	0	1	<b>1</b>

\* In this report, "Graduate School" refers to answers from students belonging to the first 2-year master's program, the latter 3-year doctoral program, the master's program, the doctoral program, and the professional degree program. Among those listed above, the answers from students in the first 2-year master's program, the master's program and the professional degree program are described as "Master's program," and those in the latter 3-year doctoral program and the doctoral program are described as the "Doctoral program."

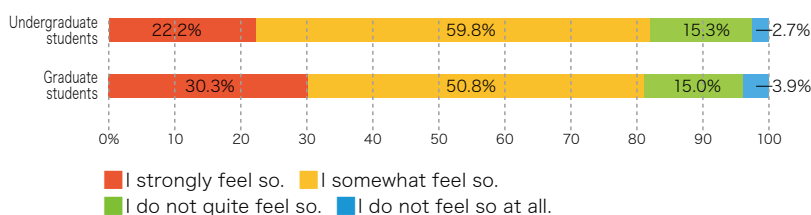
● The "Tohoku University Student Life Survey" has been conducted every other year since 1995 in order to ascertain the awareness and living conditions relevant to studying and daily life of the students that belong to Tohoku University, and to acquire the basic data needed to enhance support for the students. This year marks the 11th survey, and the 11th Tohoku University Student Life Survey Working Group established under the Tohoku University Student Life Council conducted the survey.

● The 11th Tohoku University Student Life Survey was conducted in November 2015, intended for all those students belonging to the faculties and graduate schools of Tohoku University who were available for the survey. The survey was announced to students through our internal system including personal e-mails, notices and handouts, and answers about the current situation as of November 1, 2015 were posted on a dedicated website. We had 2,811 respondents and the rate of collection was 15.7%. In this report, we used the data from 2,595 respondents for analysis. We are grateful to the students who cooperated in the survey.

## Profiles of respondents

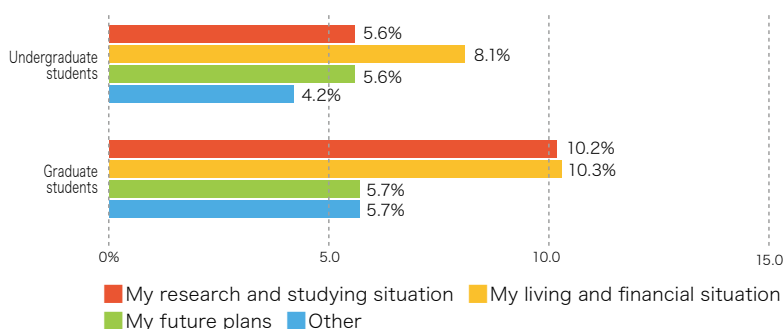
- Among the undergraduate students, 70% of respondents were male and 30% were female, and among the graduate students, 75% were male and 25% were female. Furthermore, 2% of the undergraduate students answered that they were international students, 43% of who were privately funded, 48% were government-sponsored, and 10% were on a non-government scholarship. 16% of the graduate students were international students, 47% of who were privately funded, 37% were government-sponsored, and 16% were on a non-government scholarship.

## Feeling proud of Tohoku University



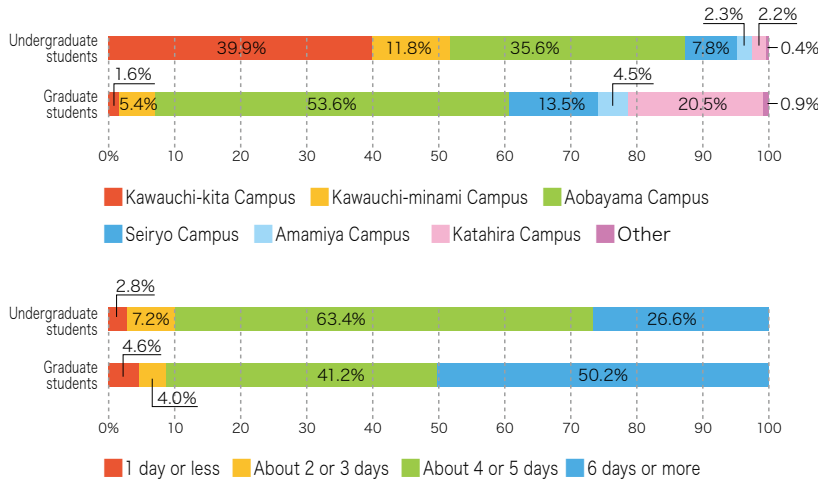
● 22% of undergraduate students and 30% of graduate students "strongly feel" proud of the current Tohoku University. Similarly, 60% and 51% respectively "somewhat feel so"; 15% of both undergraduate and graduate students "do not quite feel so"; and 3% and 4% respectively "do not feel so."

## Influence of the Great East Japan Earthquake



● Looking at "their research and studying situation," 6% of undergraduate students and 10% of graduate students still felt that they continued to be affected by the Great East Japan Earthquake, and most students pointed out that "their research subjects were related to the Earthquake" and "the research facility, equipment and data were affected." For "their living and financial situation," 8% of undergraduate students and 10% of graduate students felt the influence of the Earthquake, and most of them pointed out "damage to housing" and "decrease of household income." In "their future plans," 6% of both undergraduate and graduate students felt the influence of the Earthquake, while 4% of undergraduate students and 6% of graduate students selected "Other."

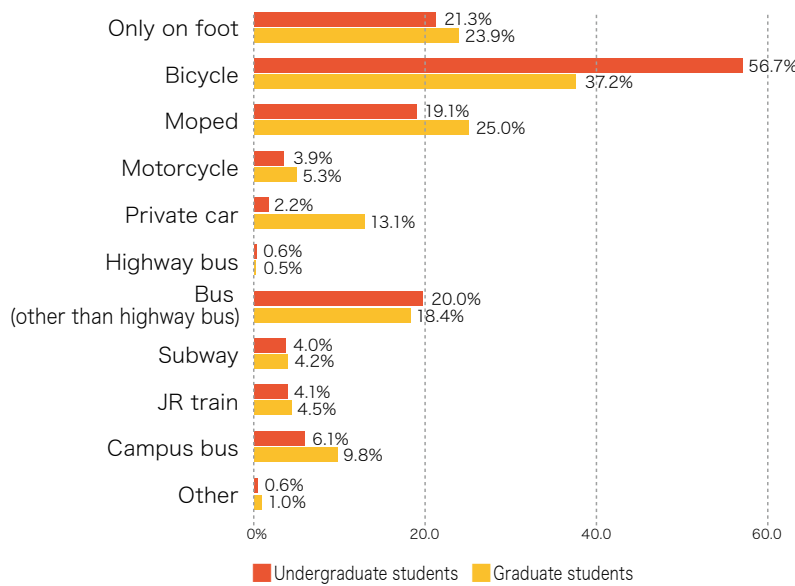
## Use of the campus



● The ratios of the total number of undergraduate and graduate students who visited each campus: 40% and 2% for Kawauchi-kita Campus; 12% and 5% for Kawauchi-minami Campus; 36% and 54% for Aobayama Campus; 8% and 14% for Seiryō Campus; 2% and 5% for Amamiya Campus; and 2% and 21% for Katahira Campus respectively.

● The most common average number of days that students visited each campus for studying and research when classes were being conducted between April and July 2015 was 4 days or more by more than 90% students; among which the undergraduate students visited on 4 or 5 days, and the graduate students on 6 days or more.

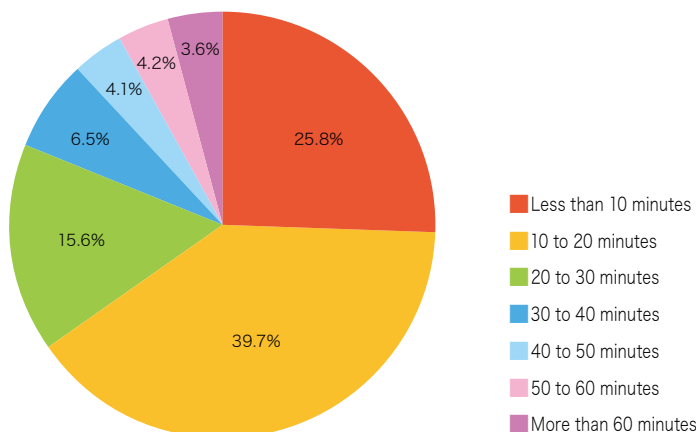
## Means of transportation to the campus



● Most of the undergraduate and graduate students came to the campus by bicycle, followed by on foot, by moped, then by bus (other than highway bus) in that order.

● Among the users of a bicycle, moped, motorcycle or car, the respective rate of undergraduate and graduate students who were not insured under a voluntary insurance policy was 26% and 35% for a bicycle; 13% and 12% for a moped; 3% and 6% for a motorcycle; and 5% and 2% for a car.

## Time required for commuting

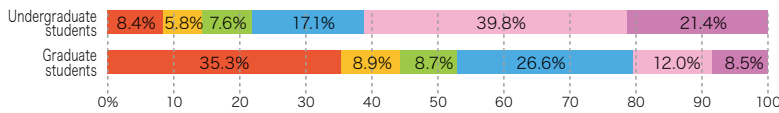


● The average time to get to the campus they used most often from their home was within 30 minutes for 80% of the students.



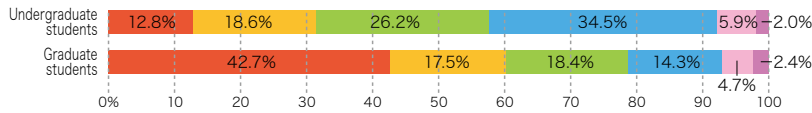
## Hours spent on studying and other activities (average per day when classes were being conducted between April and July 2015)

### 《Classes》



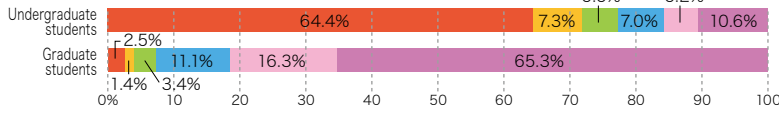
● For "Classes," 8% of the undergraduate students spent 0 minutes; 13% spent less than 60 minutes; and 78% spent 60 minutes or more (among which 21% spent 5 hours or more), whereas 35% of the graduate students spent 0 minutes; 18% spent less than 60 minutes; and 47% spent 60 minutes or more.

### 《Preparations before classes, review and related studies》



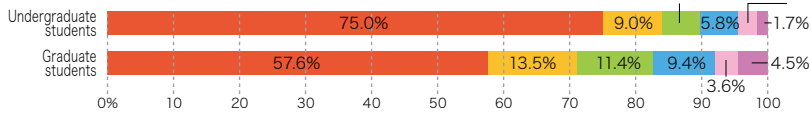
● For "Preparations before classes, review and related studies," 13% of the undergraduate students spent 0 minutes; 45% spent less than 60 minutes; and 42% spent 60 minutes or more, whereas 43% of the graduate students spent 0 minutes; 36% spent less than 60 minutes; and 21% spent 60 minutes or more.

### 《Conducting research and writing research papers》



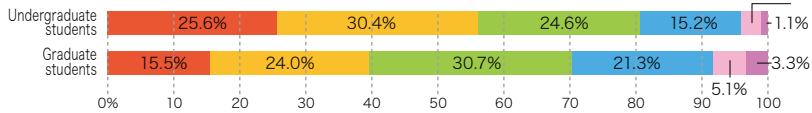
● For "Conducting research and writing research papers," 23% of the undergraduate students spent 60 minutes or more (among which 11% spent 5 hours or more), and 93% of the graduate students spent 60 minutes or more (among which 65% spent 5 hours or more).

### 《Studying for obtaining qualifications or employment exams》



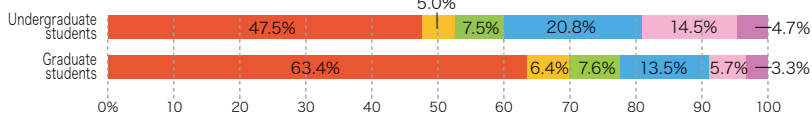
● For "Studying for obtaining qualifications or employment exams," 75% of the undergraduate students spent 0 minutes; 15% spent less than 60 minutes; and 10% spent 60 minutes or more, whereas 58% of graduate students spent 0 minutes; 25% spent less than 60 minutes; and 17% spent 60 minutes or more.

### 《Studying and reading for purposes of enhancing skills or knowledge》



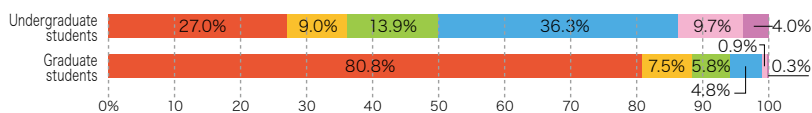
● For "Studying and reading for purposes of enhancing skills or knowledge," 26% of the undergraduate students spent 0 minutes; 55% spent less than 60 minutes; and 19% spent 60 minutes or more, whereas 16% of the graduate students spent 0 minutes; 55% spent less than 60 minutes; and 30% spent 60 minutes or more.

### 《Part-time work》



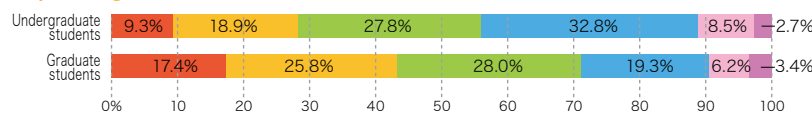
● For "Part-time work," 48% of the undergraduate students spent 0 minutes; 13% spent less than 60 minutes; and 40% spent 60 minutes or more, whereas 63% of graduate students spent 0 minutes; 14% spent less than 60 minutes; and 23% spent 60 minutes or more.

### 《Club activities》



● For "Club activities," 27% of the undergraduate students spent 0 minutes; 23% spent less than 60 minutes; and 50% spent 60 minutes or more, whereas 81% of the graduate students spent 0 minutes; 13% spent less than 60 minutes; and 6% spent 60 minutes or more.

### 《Spending time with friends (other than the above)》

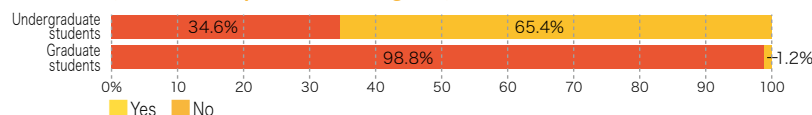


● For "Spending time with friends (other than the above)," 9% of the undergraduate students spent 0 minutes; 47% spent less than 60 minutes; and 44% spent 60 minutes or more, whereas 17% of the graduate students spent 0 minutes; 54% spent less than 60 minutes; and 29% spent 60 minutes or more.

0 minutes (red), Less than 30 minutes (orange), 30 minutes to less than 1 hour (green), 1 to less than 3 hours (blue), 3 to less than 5 hours (purple), 5 hours or more (pink)

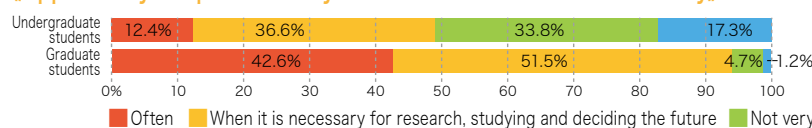
## Relationship with teachers

### 《Advisor (research department assigned)》



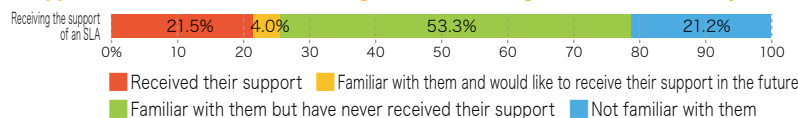
● For "Advisor (research department assigned)," 35% of undergraduate students and 99% of graduate students answered that one had been assigned.

### 《Opportunity to speak directly with teachers at Tohoku University》



● For "Opportunity to speak directly with teachers at Tohoku University," 49% of the undergraduate students and 94% of the graduate students answered "often" or "when it is necessary."

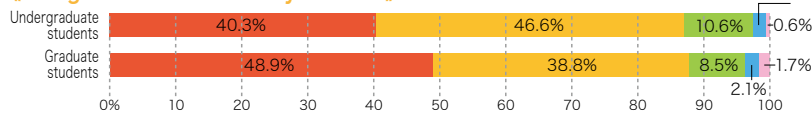
### 《Support of an SLA (Student Learning Adviser) (Undergraduate students only)》



● For "Support of an SLA (Student Learning Adviser)," 22% of the undergraduate students answered that they "received their support," while 21% of them answered that they are "not familiar with them."

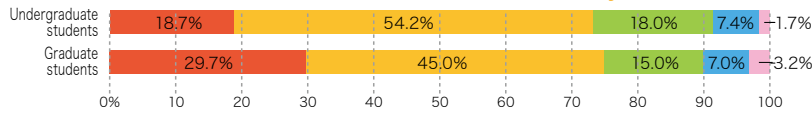
## Satisfaction with school life

### 《Being a Tohoku University student》



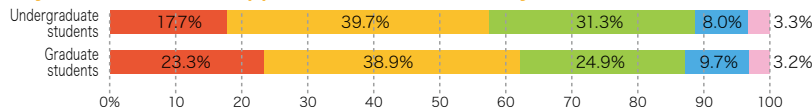
● For "Being a Tohoku University student," 87 to 88% of both undergraduate students and graduate students answered that they were "Satisfied" or "Somewhat satisfied."

### 《The courses and education content at Tohoku University》



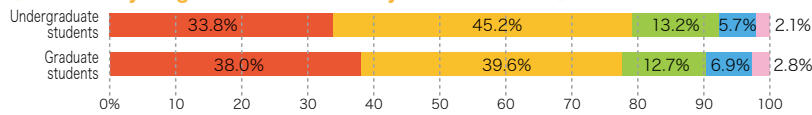
● For "The courses and education content at Tohoku University," 73 to 75% of both undergraduate students and graduate students answered that they were "Satisfied" or "Somewhat satisfied."

### 《System of student support at Tohoku University》



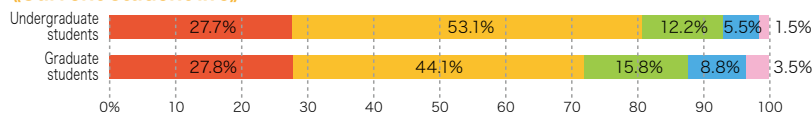
● For "System of student support at Tohoku University," 57% of the undergraduate students and 62% of the graduate students answered that they were "Satisfied" or "Somewhat satisfied."

### 《The faculty or graduate school they are enrolled in》



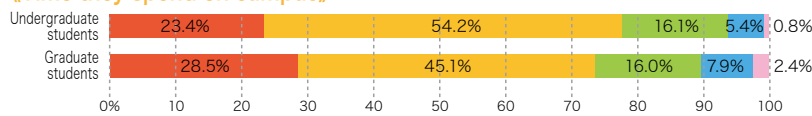
● For "The faculty or graduate school they are enrolled in," 78 to 79% of both undergraduate students and graduate students answered that they were "Satisfied" or "Somewhat satisfied."

### 《Current student life》



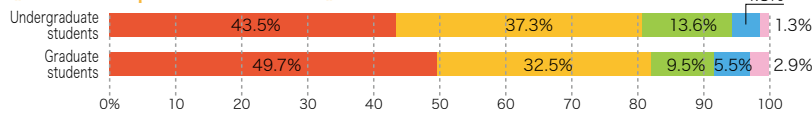
● For "Current student life," 81% of the undergraduate students and 72% of the graduate students answered that they were "Satisfied" or "Somewhat satisfied."

### 《Time they spend on campus》



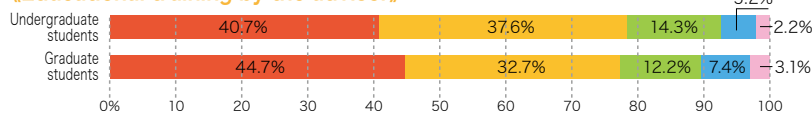
● For "Time they spend on campus," 78% of the undergraduate students and 74% of the graduate students answered that they were "Satisfied" or "Somewhat satisfied."

### 《Relationship with the advisor》



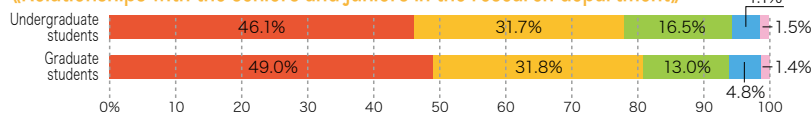
● For "Relationship with the advisor," around 82% of both undergraduate students and graduate students answered that they were "Satisfied" or "Somewhat satisfied."

### 《Educational training by the advisor》



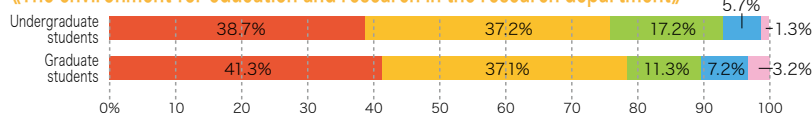
● For "Educational training by the advisor," 77 to 78% of both undergraduate students and graduate students answered that they were "Satisfied" or "Somewhat satisfied."

### 《Relationships with the seniors and juniors in the research department》



● For "Relationships with the seniors and juniors in the research department," 78% of the undergraduate students and 81% of the graduate students answered that they were "Satisfied" or "Somewhat satisfied."

### 《The environment for education and research in the research department》



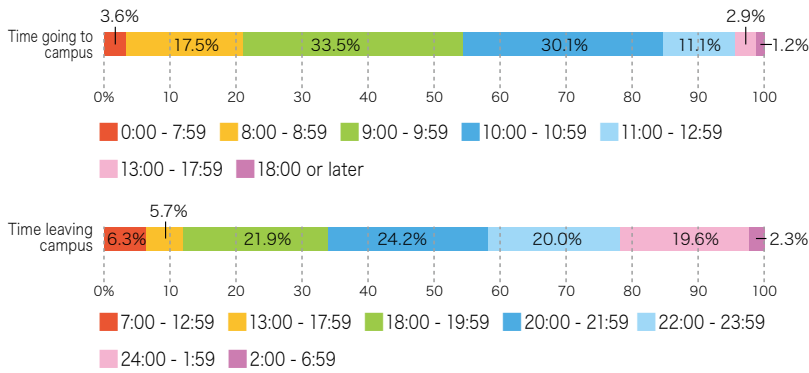
● For "The environment for education and research in the research department," 76% of the undergraduate students and 78% of the graduate students answered that they were "Satisfied" or "Somewhat satisfied."

■ Satisfied ■ Somewhat satisfied ■ Neither satisfied or unsatisfied ■ Slightly unsatisfied ■ Very unsatisfied

## Activities to obtain qualifications or find a job

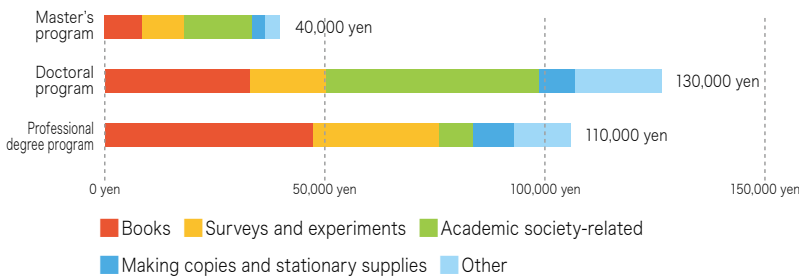
● For "Attending a cram school, tutoring school, or taking other classes to obtain qualifications or find a job," 2% of the undergraduate students and 3% of the graduate students answered, "they were attending."

## Time going to and leaving campus



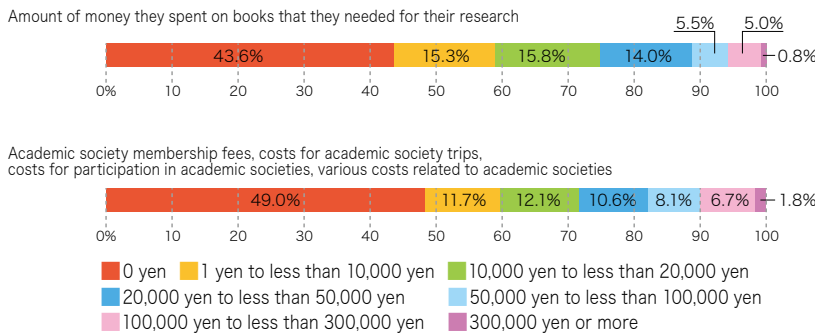
Approximately 90% of the graduate students went to campus in the morning, among which 51% went to school between 08:00 and 10:00. Meanwhile, about half of the graduate students left campus between 18:00 and 22:00, with 20% leaving school between both 22:00 and 24:00, and between 24:00 and 02:00. There were also 2% of the students who left school after 02:00.

## Expenditure related to research



The annual average amount of personal expenditure related to their research varies greatly depending on the program, with 40,000 yen in the Master's program; 130,000 yen in the Doctoral program; and 110,000 yen in the Professional degree program. According to the breakdown, academic society-related costs account for the largest percentage in the Master's and Doctoral programs, while the cost of books accounts for almost half of the expenditure in the Professional degree program.

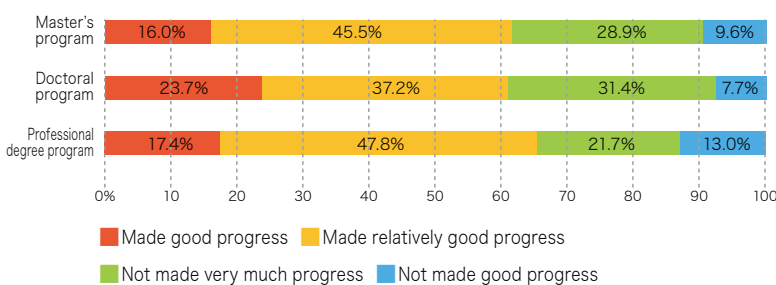
## Amount students have paid for themselves (over the past year)



For book expenses that were needed for research, 44% spent no money, and 45% spent less than 50,000 yen.

Taking a look at the breakdown for academic society-related expenditure, about half of the graduate students spent no money, and 34% spent less than 50,000 yen. On the other hand, about 10% answered that they spent more than 100,000 yen a year.

## Progress in research



Toward the completion of the program, the percentage of graduate students who answered that their research made "good progress" or "relatively good progress" was 62% in the Master's program, 61% in the Doctoral program, and 65% in the Professional degree program. More than half of the students made good progress in every program.

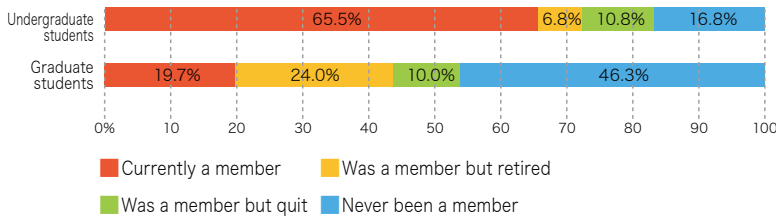




## Awareness as a member of the Student Friendship Association

- The Student Friendship Association of Tohoku University counts all the students and all the teachers of the whole school as its members. The percentage of students who knew that they were members was 70% for the undergraduate students and 59% for the graduate students.

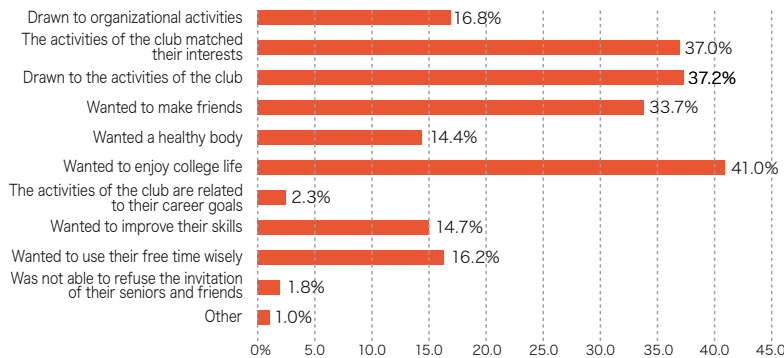
## Joining clubs



- Approximately 83% of the undergraduate students had been members of a students' association or a club, and 66% of them are still members. With the graduate students, 54% of them had been members, and 20% of them are still members.

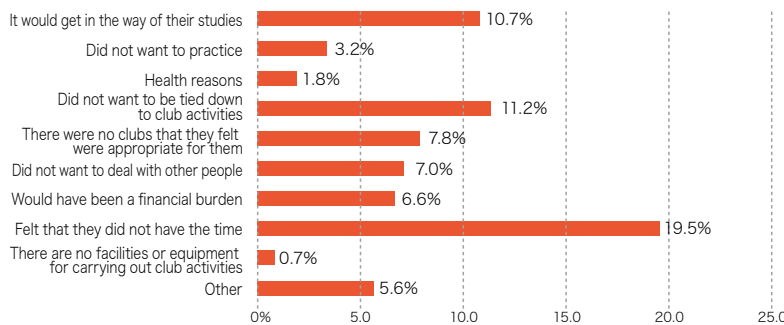
## Reason for joining the club

### 《Reason for joining》



- Reasons for joining the club were: wanted to enjoy college life; drawn to the activities of the club; the activities of the club matched their interests; and wanted to make friends, in that order for both undergraduate and graduate students.

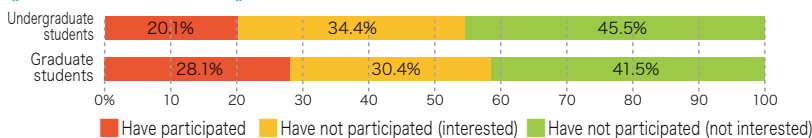
### 《Reason for quitting》



- Reasons why they decided not to join a club or to quit were: felt that they did not have the time; did not want to be tied down to club activities; it would get in the way of their studies; there were no clubs that they felt were appropriate for them; and did not want to deal with other people, in that order. Other specific reasons include, there was no information on club activities.

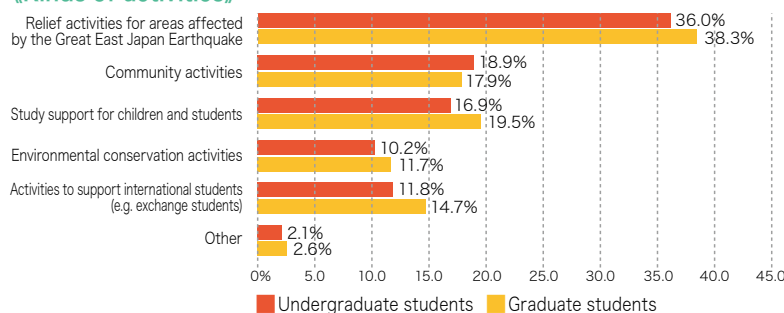
## Volunteer activities

### 《Volunteer activities》



- Approximately 20% of the undergraduate students and 28% of the graduate students participated in volunteer activities. What motivated them to do so was: the majority of both undergraduate and graduate students voluntarily participated; about 30% did because of an introduction from friends or acquaintance; and about 10% did because of a notice on campus.

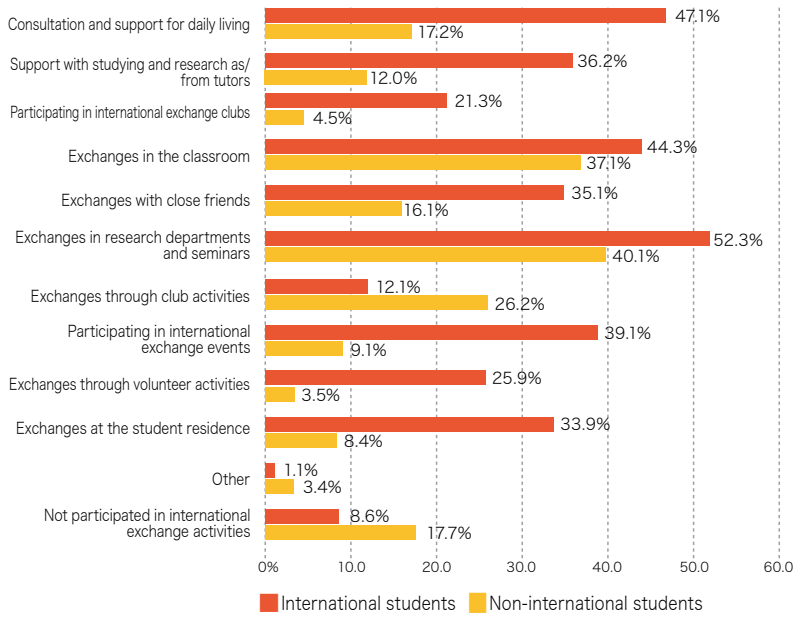
### 《Kinds of activities》



- About 30% of the undergraduate and the graduate students answered that they have not yet participated in volunteer activities, but they were interested in them.

- Regarding the kinds of volunteer activities, almost 40% cited relief activities for areas affected by the Great East Japan Earthquake, followed by study support for children and students, community activities, activities to support international students (e.g. exchange students) and environmental conservation activities, in that order.

## Experiences of international exchanges (multiple answers)



● The highest number of international students, which was 52%, experienced exchanges in research departments and seminars, followed by 47% in consultation and support for daily living, 44% in exchanges in the classroom, 39% while participating in international exchange events, 36% during support with studying and research as/from tutors, and 35% during exchanges with close friends.

● On the other hand, the highest number of non-international students, which was 40%, experienced exchanges in research departments and seminars, followed by 37% in exchanges in the classroom, 26% in exchanges through club activities, 17% in consultation and support for daily living, and 16% during exchanges with close friends.

● There were 9% of the international students and 18% of the non-international students who have not participated in international exchange activities.



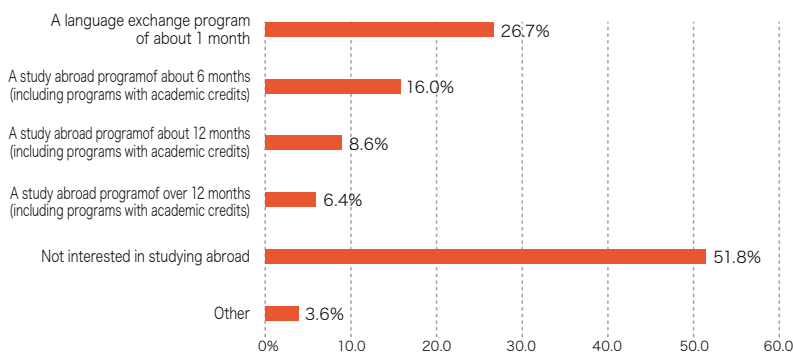
## Tohoku University Global Leader Program (TGL Program)

● The Tohoku University Global Leader Program (TGL Program) is a membership program for undergraduate students, which started in 2013, aiming to develop human resources who will play an important role globally across a variety of areas in industry, academia and government. Sixty-seven percent of the international students knew about the TGL Program, from which 19% registered for the program. On the other hand, 70% of the non-international students knew about the Program, from which 24% registered for it.

## Studying abroad by Japanese students (multiple answers)

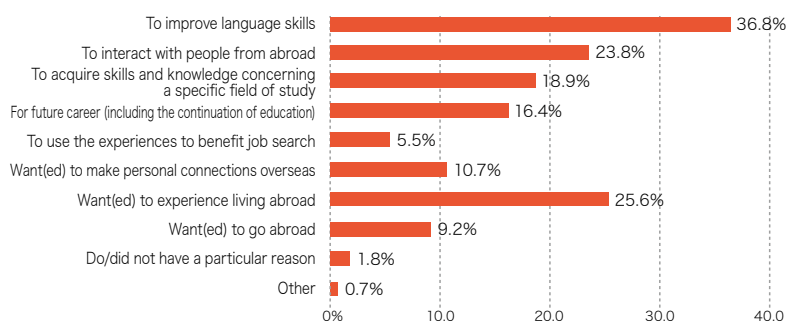
● After enrolling at Tohoku University, 11% of the students have studied abroad by taking advantage of a study abroad program from Tohoku University or another organization. Among these students, 6% of them, which was a majority, have participated in a short-term exchange program by going on one of Tohoku University's study abroad programs, 4% have participated in overseas training programs, study abroad programs, overseas internships, etc. which are offered by each faculty at Tohoku University, 2% have participated in a student exchange program by taking advantage of Tohoku University's academic exchange agreements, and lastly 1% have participated in a study abroad program or overseas internships through a private organization that provides opportunities for studying abroad.

● Regarding the length of time spent on study abroad programs, the majority of students, which was 72%, spent up to 1 month, followed by 9% for 2 months, and 3% for both 3 months and for 12 months, where 84% of the students studied abroad for up to 3 months.



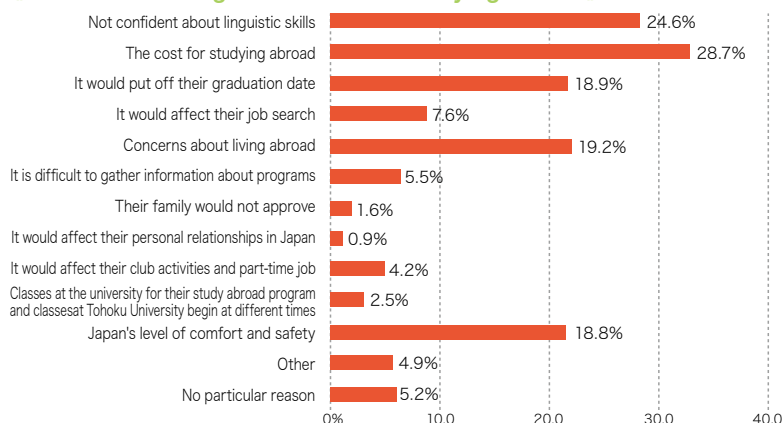
● To study abroad during their time as a student at the University, most students, which was 27%, were interested in a language exchange program of about 1 month, followed by 16% who took a study abroad program of about 6 months (including programs with academic credits), 9% took a study abroad program of about 12 months (including programs with academic credits), and 6% took a study abroad program of over 12 months (including programs with academic credits). On the other hand, 52% the students answered that they were not interested in studying abroad.

### 《Reasons for being interested in studying abroad》



● As a reason for studying abroad, the majority of students, which was 37%, cited "to improve language skills," followed by 26% "to experience living abroad," 24% "to interact with people from abroad," 19% "to acquire skills and knowledge concerning a specific field of study," and 16% "for future career (including the continuation of education)."

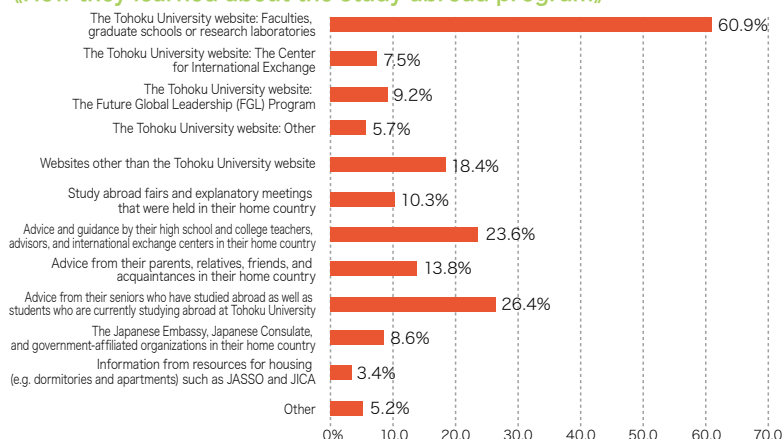
### 《Reasons for being hesitant about studying abroad》



● The reasons that students were hesitant about studying abroad were the cost of studying abroad for 29%, which was the majority; 25% were not confident about their linguistic skills; 19% had concerns about living abroad; 19% thought that it would put off their graduation date; and 19% cited Japan's level of comfort and safety.

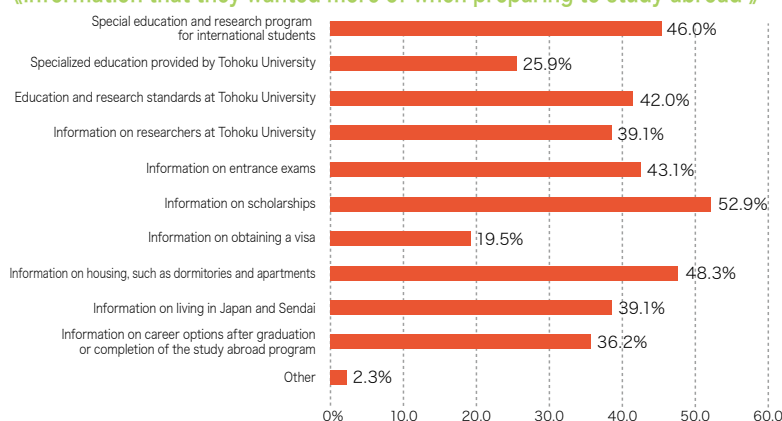
## The situation before studying abroad for international students (multiple answers)

### 《How they learned about the study abroad program》



● Regarding how they learned about Tohoku University's study abroad program before they went on the program, the majority, which was 61%, cited the Tohoku University website: Faculties, graduate schools or search laboratories. Followed by advice from their seniors who have studied abroad as well as students who are currently studying abroad at Tohoku University with 26%; advice and guidance by their high school and college teachers, advisors, and international exchange centers in their home country was 24%; websites other than the Tohoku University website was 18%; and advice from their parents, relatives, friends, and acquaintances in their home country was 14%.

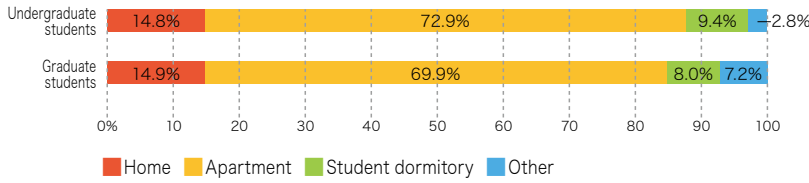
### 《Information that they wanted more of when preparing to study abroad》



● Regarding the information that they wanted to have more of when preparing to study abroad, the majority, which was 53%, cited information on scholarships, followed by information on housing such as dormitories and apartments at 48%, special education and research program for international students at 46%, information on entrance exams at 43%, education and research standards at Tohoku University at 42%. These topics were followed by information on researchers at Tohoku University, and information on living in Japan and Sendai both at 39%.

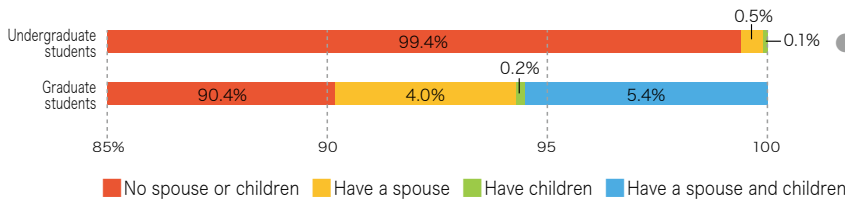


### Living situation



The living situation of the undergraduate students was: 15% at home; 73% in an apartment, student heights or a condominium; and 9% in a student dormitory or university house (that is provided by Tohoku university). The situation for the graduate students was: 15% at home; 70% in an apartment; and 8% in a student dormitory.

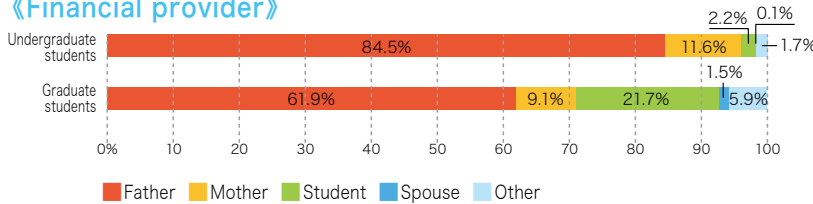
### Spouse and children



The percentage of the undergraduate students who had a spouse living in the same household was 0.5%, as were 9.4% of the graduate students.

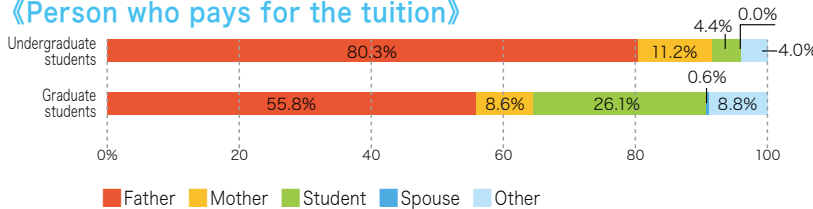
### Financial supporter

#### 《Financial provider》



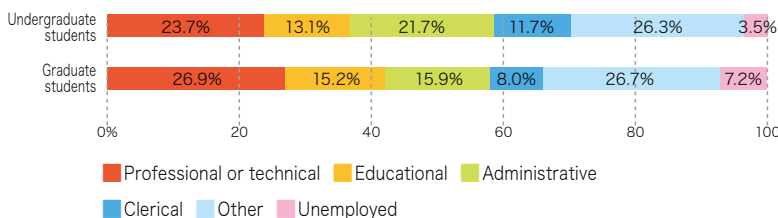
The main financial provider for 96% of the undergraduate students and 71% of the graduate students was their parents. There were 2% of the undergraduate students and 22% of the graduate students who answered that it was the students themselves.

#### 《Person who pays for the tuition》



Approximately 4% of the undergraduate students and 26% of the graduate students answered that they paid for the tuition by themselves.

### Occupation of the financial provider

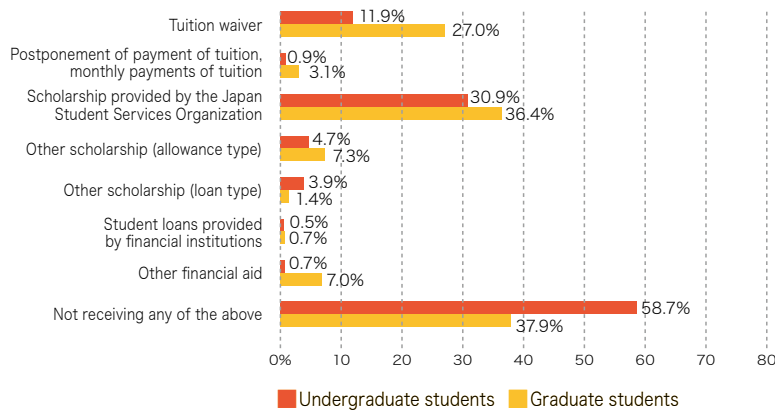


The occupation of the main financial provider was a professional or technical occupation for 24%, an educational occupation for 13%, administrative occupation for 22%, clerical occupation for 12% and unemployed for 4% among the undergraduate students. Among the graduate students, a professional or technical occupation was 27%, educational occupation was 15%, administrative occupation was 16%, clerical occupation was 8%, and unemployed was 7%.



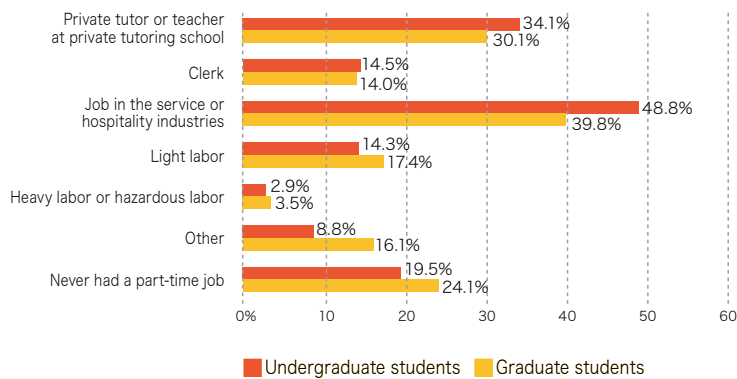
- Students with good grades should receive favorable treatment: An allowance type scholarship or financial incentives would motivate studying.
- I sometimes get the impression that the system is difficult to understand or the publicity is not enough, so more PR activities should be done.
- Financial aid and scholarship programs for graduate schools, especially for those students in Doctoral programs should be enhanced.
- Since the university housing is a good system, it should provide a longer term of residence for more people.
- The rent could be a little higher, but the quality of the dormitory should be improved to make it safe and clean.

## Financial aid (multiple answers)



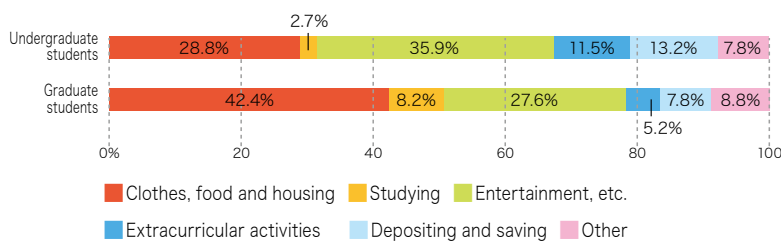
- Approximately 41% of the undergraduate students and 62% of the graduate students received financial aid of some sort.
- Among those on a scholarship, the scholarship provided by the Japan Student Services Organization was used by the most students, making up 31% of the undergraduate students and 36% of the graduate students.
- Approximately 12% of the undergraduate students and 27% of the graduate students received a tuition waiver.

## Part-time work experienced since enrolling at the University(multiple answers)



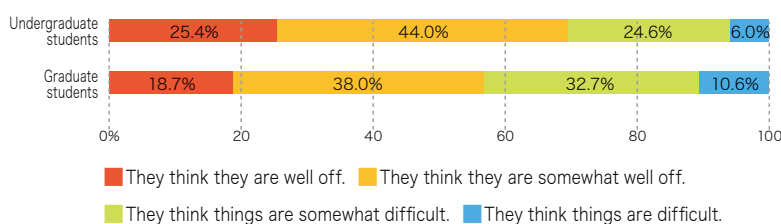
- After enrolling at Tohoku University, 81% of the undergraduate students and 76% of the graduate students experienced some part-time work.
- The types of part-time work include a job in the service or hospitality industries for 49%, a private tutor or teacher at private tutoring school for 34%, light labor for 14% and a clerk for 15% among the undergraduate students. For the graduate students, part-time work included a job in the service or hospitality industries for 40%, a private tutor or teacher at private tutoring school for 30%, light labor for 17% and a clerk for 14%.

## Part-time work income spent on



- Part-time work income was spent on items which included entertainment, etc. such as entertainment, leisure and traveling for 36%, clothes, food and housing for 29%, depositing and saving for 13%, and extracurricular activities for 12% among the undergraduate students. Among the graduate students, it was clothes, food and housing for 42%, entertainment, etc. for 28%, and studying such as tuition, studying and costs for acquiring skills and qualifications for 8%.

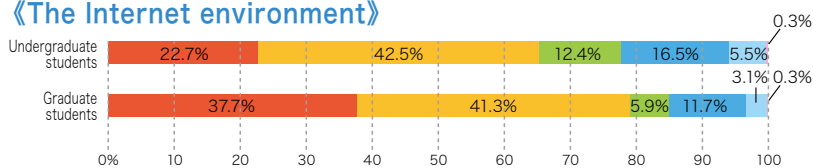
## Financial well-being



- 6% of the undergraduate students answered that things were difficult, and 25% answered that things were somewhat difficult. 11% of the graduate students answered that things were difficult, and 33% answered that things were somewhat difficult.

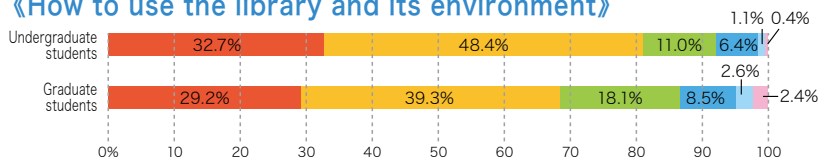
## Satisfaction level with the campus and surrounding environment

### 《The Internet environment》



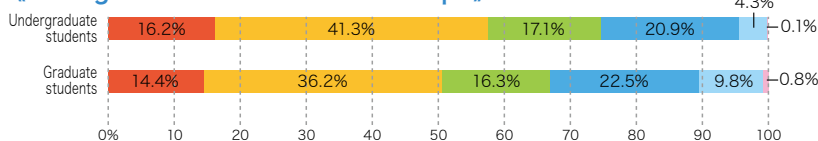
● Approximately 65% of the undergraduate students and 79% of the graduate students answered that they were "satisfied" or "somewhat satisfied" with the Internet environment.

### 《How to use the library and its environment》



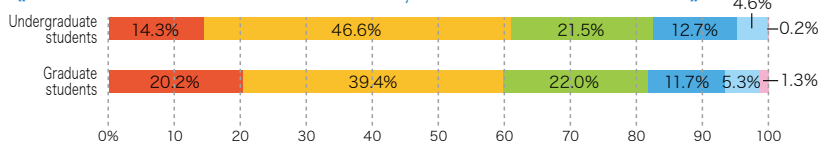
● Approximately 81% of the undergraduate students and 69% of the graduate students answered that they were "satisfied" or "somewhat satisfied" with how to use the library and its environment.

### 《Eating facilities and school shops》



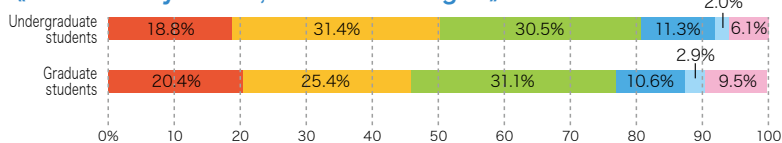
● Approximately 58% of the undergraduate students and 51% of the graduate students answered that they were "satisfied" or "somewhat satisfied" with the eating facilities and school shops.

### 《Provision of information on courses, exams and the curriculum》



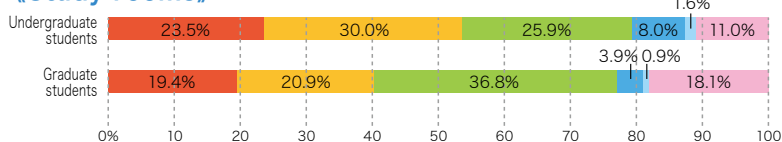
● Approximately 61% of the undergraduate students and 60% of the graduate students answered that they were "satisfied" or "somewhat satisfied" with the provision of information on courses, exams and the curriculum.

### 《Community areas, such as lounges》



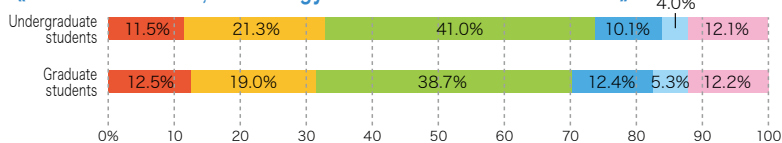
● Approximately 50% of the undergraduate students and 46% of the graduate students answered that they were "satisfied" or "somewhat satisfied" with the community areas such as lounges.

### 《Study rooms》



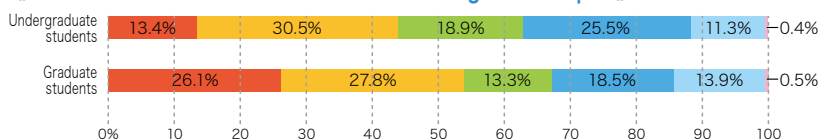
● Approximately 54% of the undergraduate students and 40% of the graduate students answered that they were "satisfied" or "somewhat satisfied" with the study rooms.

### 《Athletic facilities, such as gymnasiums and athletic fields》




● Approximately 33% of the undergraduate students and 32% of the graduate students answered that they were "satisfied" or "somewhat satisfied" with the athletic facilities such as gymnasiums and athletic fields.

### 《The environment of the area surrounding the campus》



● Approximately 44% of the undergraduate students and 54% of the graduate students answered that they were "satisfied" or "somewhat satisfied" with the environment of the area surrounding the campus.

■ Satisfied   
 ■ Somewhat satisfied   
 ■ Neither satisfied or unsatisfied  
■ Slightly unsatisfied   
 ■ Very unsatisfied   
 ■ Does not exist



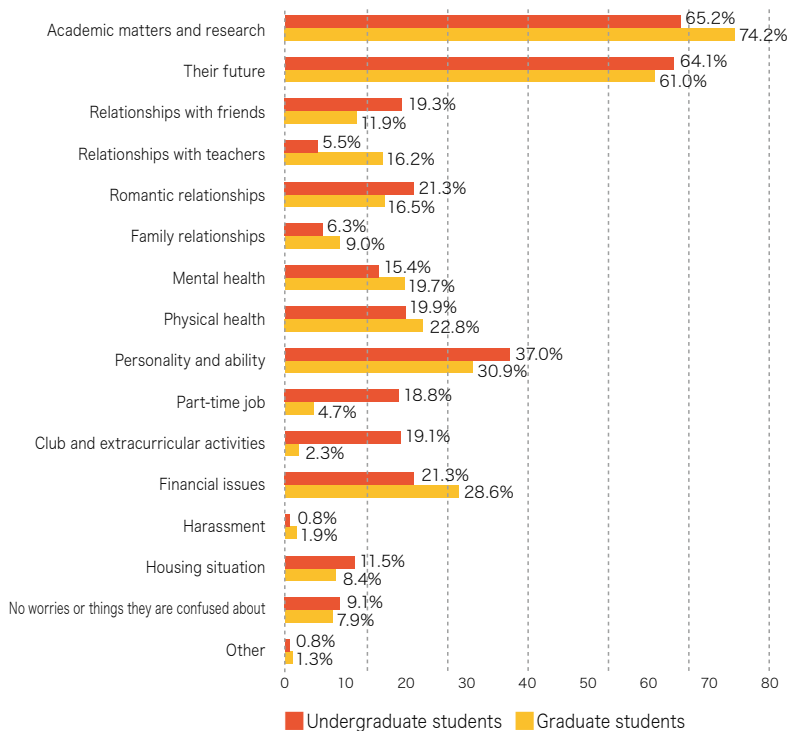
- It would be great if there was Internet access everywhere.
- The information on the bulletin board should be reflected in the Educational Affairs Info System.
- The space available for lounges and study rooms should be increased.
- The menu, prices and congestion of the eating facilities should be improved.
- Vendors other than the co-op should be permitted.
- The total smoking ban on campus should be observed.



## Experience of utilization and recognition of the University Counseling Center

- Approximately 7% of the undergraduate students and 10% of the graduate students answered that they have used the University Counseling Center, and 5% of the undergraduate students and 10% of the graduate students answered that they have had an interest in using the service there.
- Regardless of whether they wished to use it or not, 72% of the undergraduate students and 79% of the graduate students knew about the University Counseling Center.

## Current concerns and confusion (multiple answers)



- Major concerns among the undergraduate students include academic matters and research at 65%, their future at 64%, their personality and ability at 37%, romantic relationships at 21%, and financial issues at 21%. Among the graduate students, they include academic matters and research at 74%, their future at 61%, their personality and ability at 31%, financial issues at 29% and physical health at 23%.



## Who they talk to if they have a problem (multiple answers)

- If they have a problem, 69% of the undergraduate students talked to Japanese friends and acquaintances, 54% to their mother, 29% to their father, 17% to their spouse or partner, and 13% to their siblings. Among the graduate students, 59% talked to Japanese friends and acquaintances, 42% to their mother, 28% to their spouse or partner, 26% to their father, and 21% to teachers at Tohoku University.

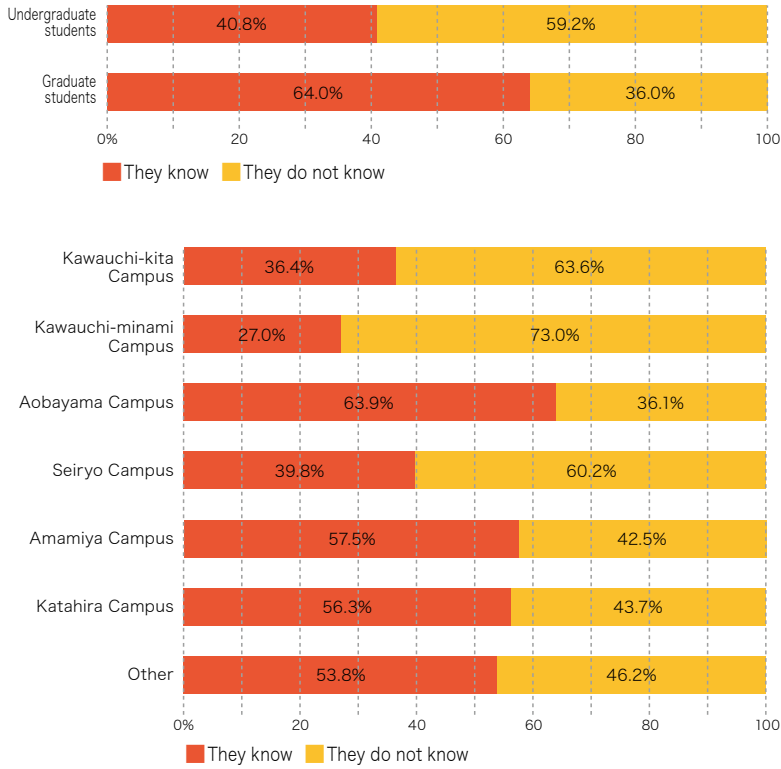
## Breakfast

- 62% of the undergraduate students and 52% of the graduate students answered that they eat breakfast every day, but 14% of the undergraduate students and 25% of the graduate students answered that they seldom eat breakfast.

## Feeling that they have a place at school

- 87% of both the undergraduate and graduate students answered that they felt that they had a place at school.

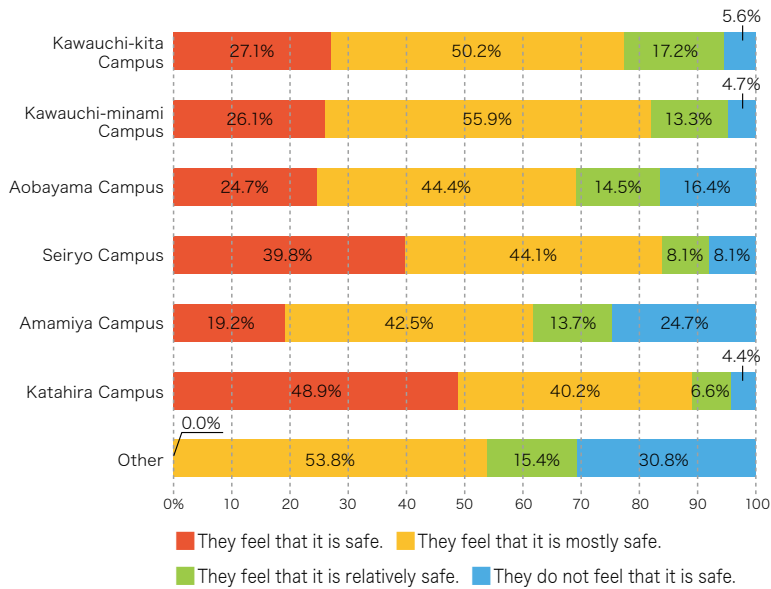
## Recognition of the evacuation area



- Approximately 41% of the undergraduate students and 64% of the graduate students knew where the evacuation area was on the campus they used.
- By campus, 64% students in the Aobayama Campus knew the location, while 27% in Kawauchi-minami, 36% in Kawauchi-kita, and 40% in Seiryō.

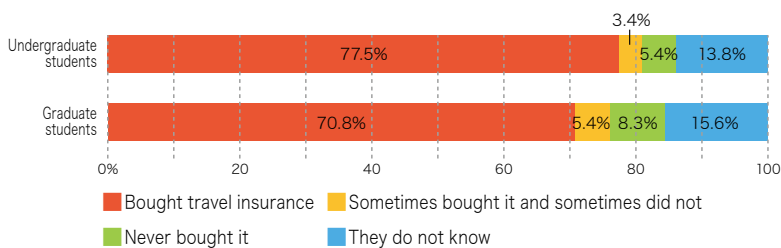


## Campus security



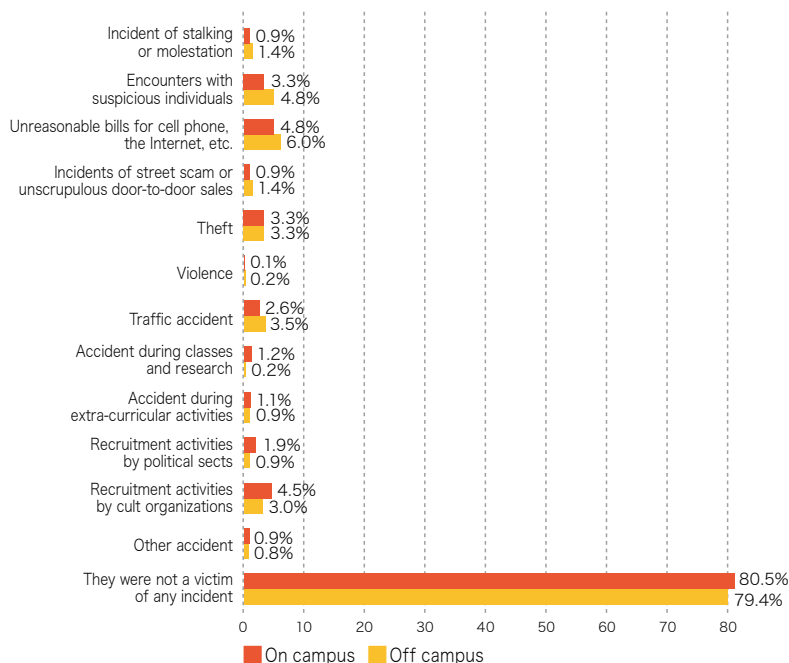
- In the Katahira Campus, 89% of the students felt that their campus was "safe" or "mostly safe," which was the highest percentage, followed by 84% in Seiryō, 82% in Kawauchi-minami, 77% in Kawauchi-kita, 69% in Aobayama, and 62% in Amamiya.
- On the other hand, 25% of the students in Amamiya and 16% in Aobayama "did not feel" that their campus was safe. As the reasons for that, most students who went to the Amamiya Campus mentioned aging buildings and facilities, and most students who went to Aobayama mentioned concerns over the location and the school route including the sighting of a bear.

## Experience of travelling overseas and travel insurance



- Approximately 23% of the undergraduate students and 46% of the graduate students answered that they travelled overseas after they enrolled at Tohoku University. Among them, over 70% bought travel insurance.

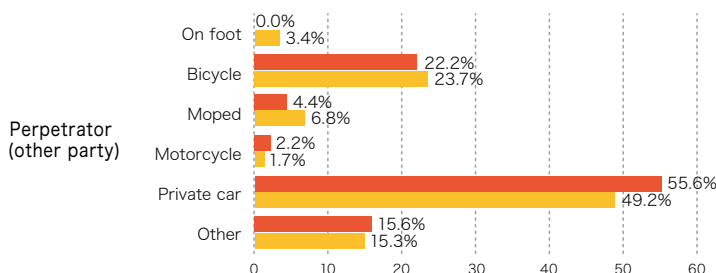
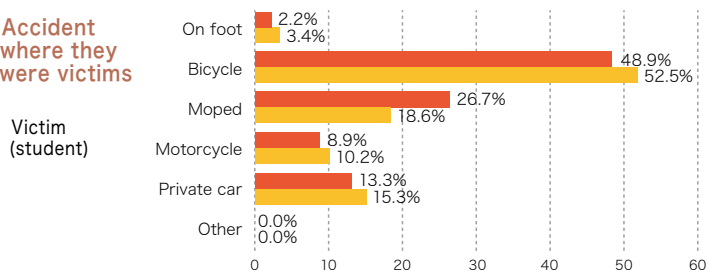
## Victim of an incident or accident



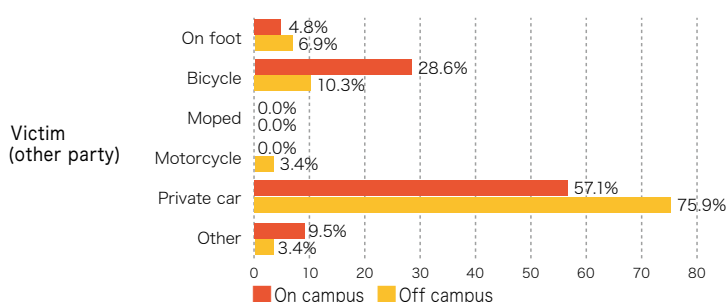
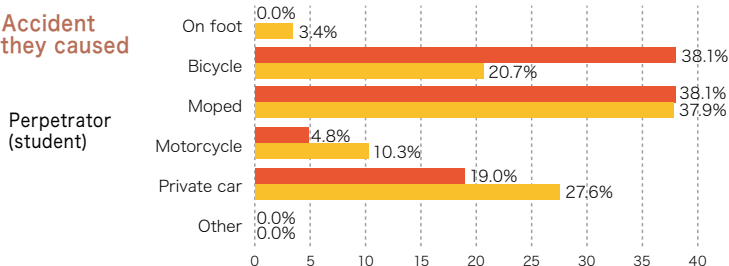
- Over the past year, 20% of the students have been victims of any type of incident on campus, and 21% off campus. Looking at the breakdown, "unreasonable bills for cell phone, Internet, etc.," "recruitment activities by cult organizations," "encounters with suspicious individuals" and "theft" occurred relatively often on campus, with "unreasonable bills for cell phone, Internet, etc.," "encounters with suspicious individuals," "traffic accidents" and "theft" occurring relatively often off campus.
- Approximately 5% of the students have been victims of recruitment activities by cult organizations on campus, and most of these (53%) have been victims of such recruitment activities once, occurring during their first year of college (75%), and experiencing most of the activities in April (39%) followed by October (14%), then May and July (12% for both). Off campus (3%), they have mostly been victims at their house or apartment, or in town, and the number of times and timing that these activities were conducted indicate a similar tendency with the cases on campus.

### 《Circumstances of traffic accident (Only students who experienced traffic accident)》

#### ● Accident where they were victims



#### ● Accident they caused



- Regarding traffic accidents, the number of accidents where they were victims was higher than the number of accidents they caused both on campus (65%) and off campus (64%).
- On campus, in the accidents where they were the victims, they were mostly involved in an accident caused by a private car (56%), when they rode a bicycle (49%) or moped (27%). In the accidents that they caused, they also mostly caused an accident that involved a private car (58%) when they rode a bicycle or moped (38% for both). Approximately 80% of the victims and 67% of those who caused an accident were covered by a voluntary insurance policy.
- In most cases off campus, in the accidents where they were the victims, the accident was caused by a private car (50%) when they rode a bicycle (53%), and in the accidents they caused, they caused an accident that involved a private car (76%) when they rode a moped (38%) or drove a private car (28%). As for a voluntary insurance policy, 80% of the victims and 83% of those who caused an accident were covered by the insurance policy.



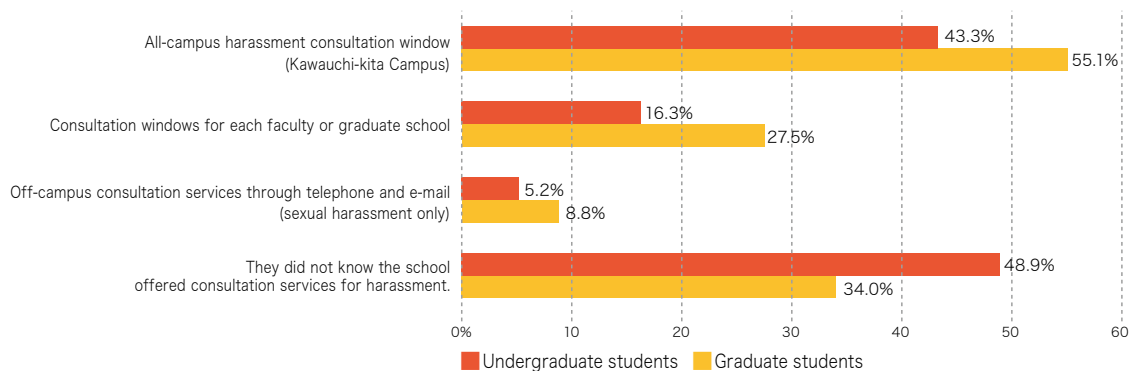


## Efforts regarding harassment issues by Tohoku University

- Approximately 39% of the undergraduate students and 59% of the graduate students answered that they knew the efforts.

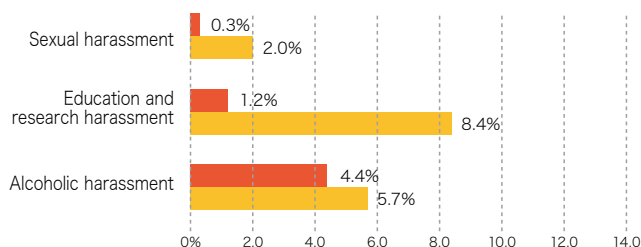
## Recognition of consultation centers for harassment issues

- Approximately 43% of the undergraduate students and 55% of the graduate students answered that they knew about the all-campus harassment consultation window. 16% of the undergraduate students and 28% of the graduate students knew about consultation windows for each faculty or graduate school. 50% of the undergraduate students and 34% of the graduate students didn't know the school offered consultation services for harassment.



## Experience of being a victim of harassment

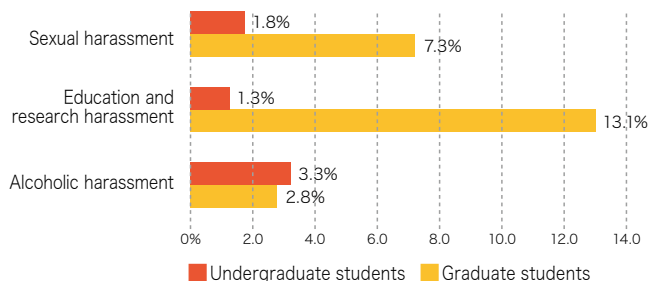
### 《Experience of being a victim of harassment (male)》



- Among the undergraduate students, 0.3% of male students and 1.8% of female students answered that they have been a victim of sexual harassment, as did 2.0% of male students and 7.3% of female students among the graduate students.

- Among the undergraduate students, 1.2% of male students and 1.3% of female students answered that they have been a victim of education and research harassment, as did 8.4% of male students and 13.1% of female students among the graduate students.

### 《Experience of being a victim of harassment (female)》

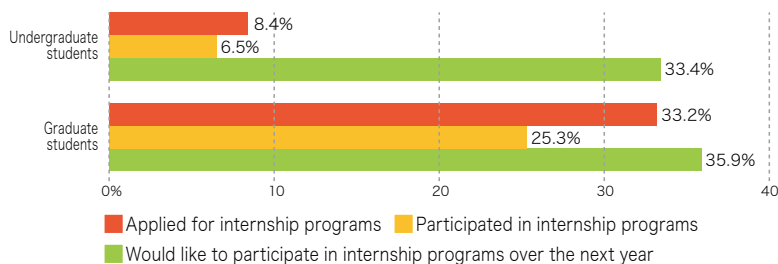


- Among the undergraduate students, 4.4% of male students and 3.3% of female students answered that they have been a victim of alcohol harassment, as did 5.7% of male students and 2.8% of female students among the graduate students.



- The University should closely examine which research departments might be experiencing academic harassment in order to fully understand the situation.
- The existence of support could be more publicized.
- The consultation method for harassment should be easier to understand.
- I hear that the harassment consultation window in Kawauchi is helpful for students, so I expect that they will keep up the good work.

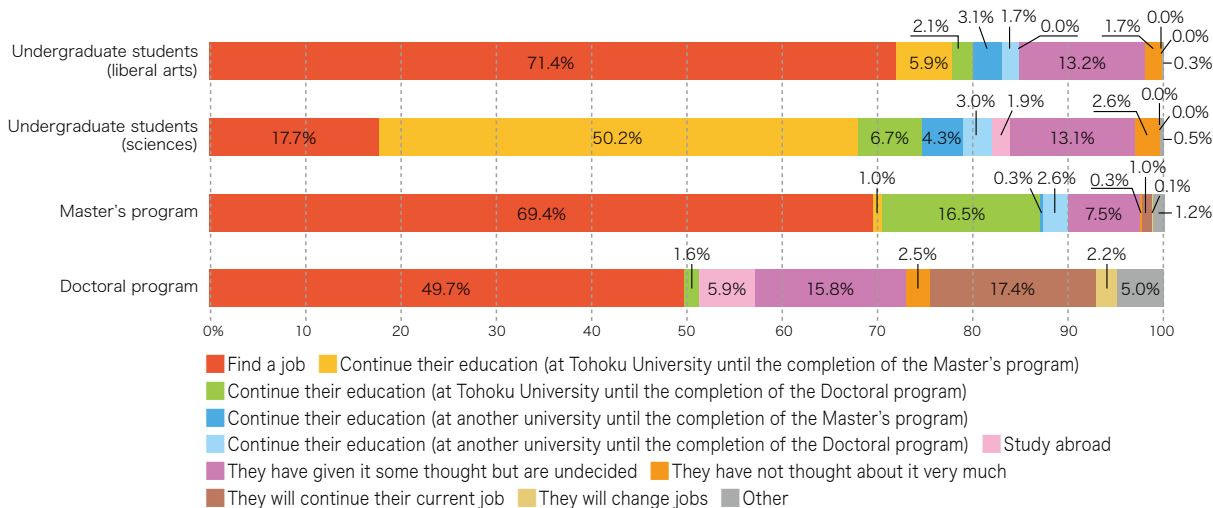
## Applying for and participating in internship programs



● Approximately 8% of the undergraduate students applied for internship programs, and 7% actually participated in them. 33% answered that they would like to participate in internship programs over the next year. Approximately 33% of the graduate students applied for internship programs, 25% actually participated in them, and 36% answered that they would like to participate in internship programs over the next year.

## Plan after completing their studies

- Among the undergraduate students in liberal arts, 71% were planning to "find a job," 6% to "continue their education (at Tohoku University until the completion of the Master's program)," 2% to "continue their education (at Tohoku University until the completion of the Doctoral program)," and 13% "have given it some thought but are undecided." Among the undergraduate students in sciences, 50% were planning to "continue their education (at Tohoku University until the completion of the Doctoral program)," 7% to "continue their education (at another university until the completion of the Master's degree)," 18% to "find a job," and 13% "have given it some thought but are undecided." Among the students in Master's programs, 69% were planning to "find a job," 17% to "continue their education (at Tohoku University until the completion of the Doctoral program)," and 8% "have given it some thought but are undecided." Among the students in Doctoral programs, 50% were planning to "find a job," 17% to "continue their current job," 6% to "study abroad," and 16% "have given it some thought but are undecided."



## Work they would like to do (multiple answers)

- Among the undergraduate students in liberal arts, 40% answered that they would like "clerical work," 21% "professional careers," 17% "sales and marketing," 10% respectively for "research" and "education," and 25% "have given it some thought but are undecided." Among the undergraduate students in sciences, 46% answered that they would like "research," 33% "technical work," 20% "professional careers," and 17% "have given it some thought but are undecided." Among the students in Master's programs, 53% answered that they would like "research," 48% "technical work," 11% "professional careers," and 11% "have given it some thought but are undecided." Among the students in doctoral programs, 64% answered that they would like "research," 16% "technical work," 15% "professional careers," and 8% "have given it some thought but are undecided."

## Type of organization they would like to work in (multiple answers)

- Among the undergraduate students in liberal arts, 58% answered that they would like to work in "private companies," 33% in "national government and affiliated organizations," 23% in "local governments," 20% in "schools and universities," and 15% "have given it some thought but are undecided." Among the undergraduate students in sciences, 52% answered that they would like to work in "private companies," 37% in "national government and affiliated organizations," 44% in "local governments," 18% in "schools and universities," and 13% "have given it some thought but are undecided." Among the students in Master's programs, 72% answered that they would like to work in "private companies," 27% in "national government and affiliated organizations," 18% in "local governments," 20% in "schools and universities," and 8% "have given it some thought but are undecided." Among the students in doctoral programs, 39% answered that they would like to work in "private companies," 34% in "national government and affiliated organizations," 16% in "local governments," 41% in "schools and universities," and 6% "have given it some thought but are undecided."



Summary of the 2015 Tohoku University Student Life Survey

# Life of Tohoku University Students

[Issued by] Tohoku University Student Life Council  
March 2016

